

Reporting Evaluation Data

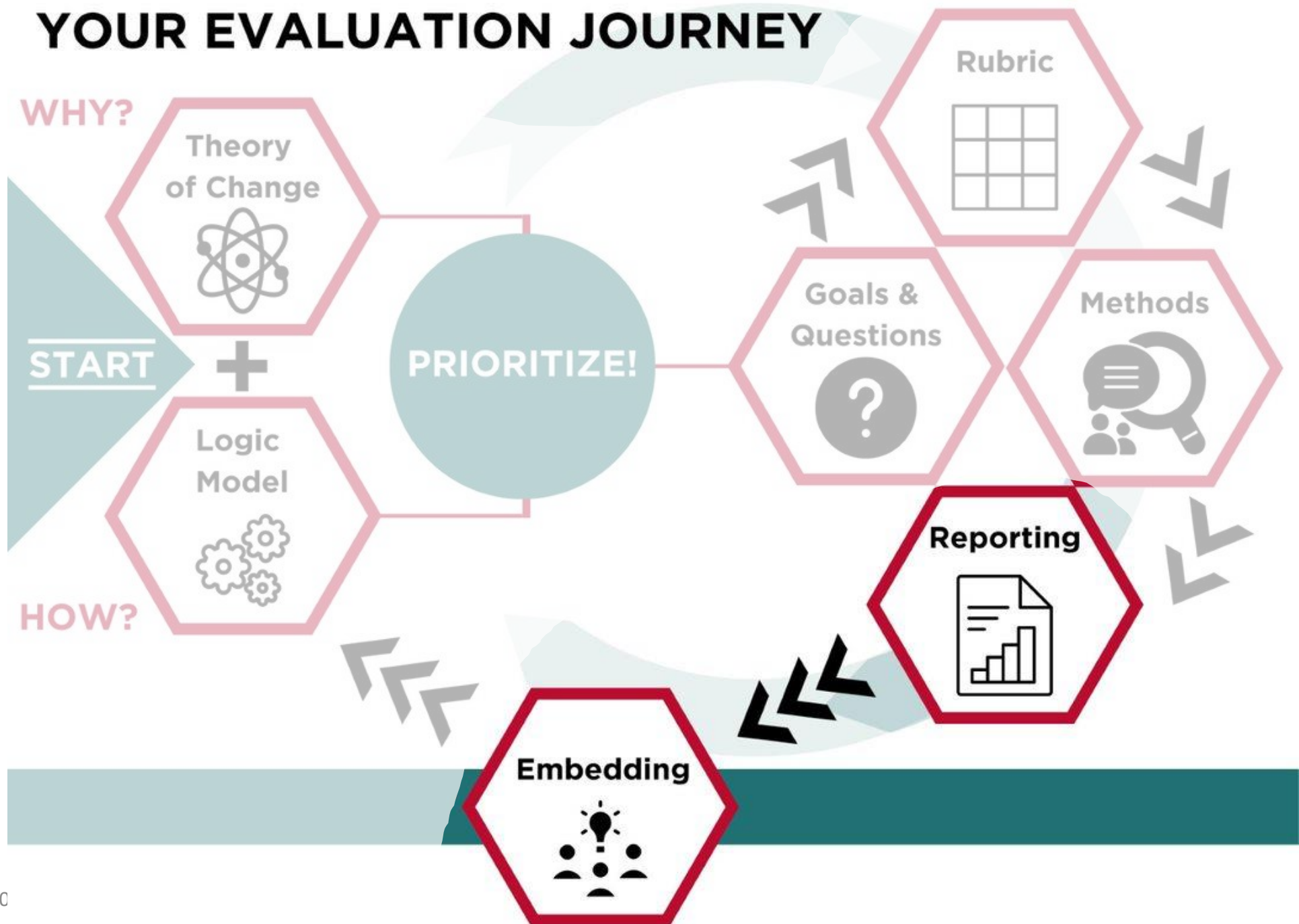
UNM Evaluation Lab

Summer Institute

26 July 2023



YOUR EVALUATION JOURNEY



Reporting evaluation data

- Reports in an evaluation system: Participatory reports and Mission Time
- Basic data reports: Presenting your results
- Comprehensive reports: guidelines
- Dissemination: some ideas

Reporting as a participatory process

Preliminary reports as Learning Communities

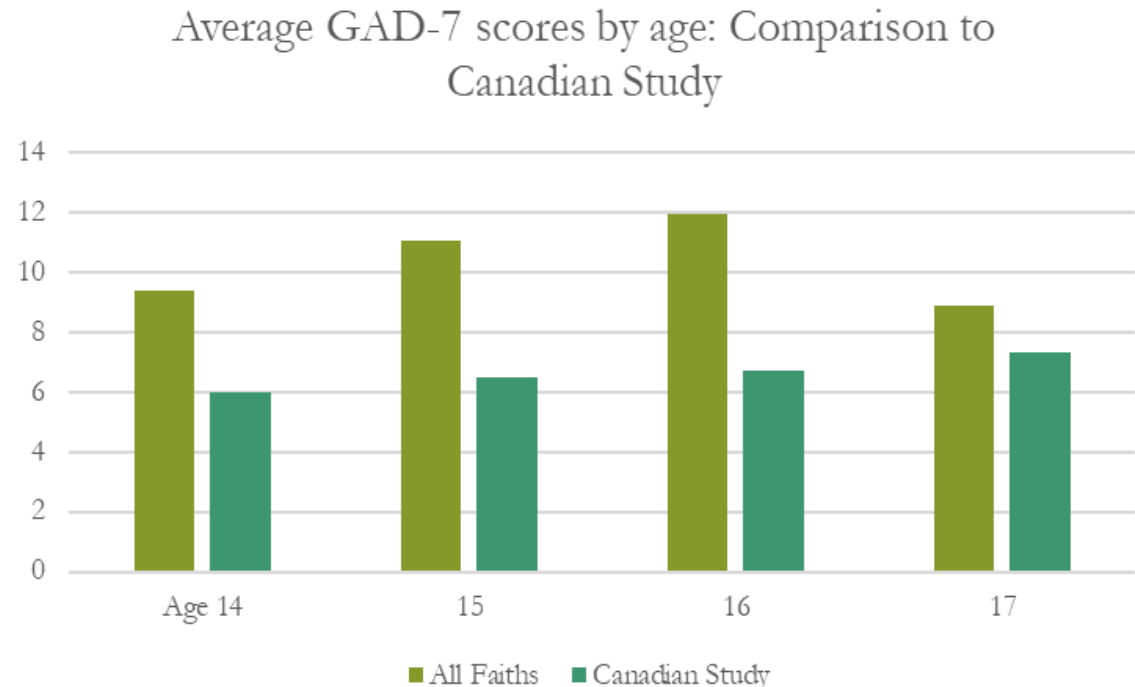
- Invite staff and clients to discuss:
 - How to interpret results
 - Different ways to analyze your data
 - Figure out what's unclear
 - Changes to evaluation plan for next time
 - Next steps/recommendations
- Develop the narrative

Reporting as Mission Time

- **Final Reports'** main findings are an opportunity for staff to discuss:
 - Your rubric: how did you do?
 - What actions can you take based on your results?
 - If more than one action, what is the priority?
 - Of these priorities, what is feasible?

Presenting quantitative results

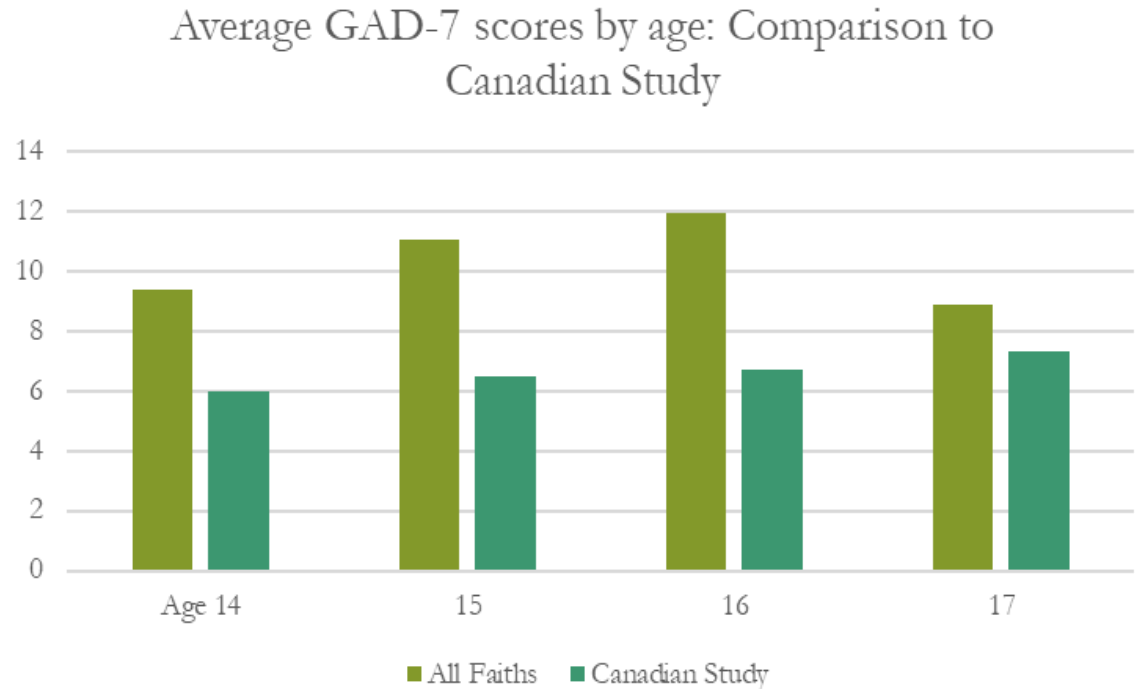
- What's wrong with this picture?
- Context: All Faiths conducted a pilot to test an anxiety diagnosis tool (the GAD-7) among teen clients.
- We compared the All Faiths population to results from available research.



Presenting quantitative results

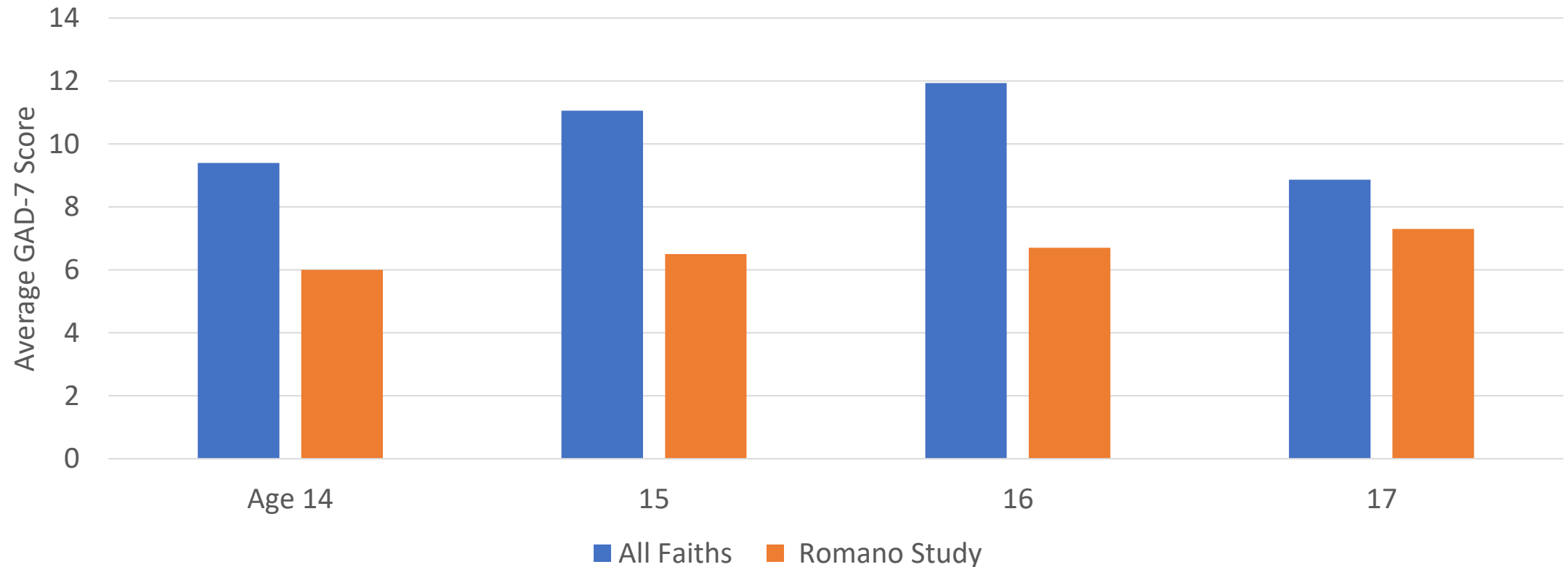
Graphs, Tables, and Figures have to be self-contained. No need to read the text!

- Title has to be clear and descriptive
- Axes labels
- Avoid decimals!
- Use footnotes to clarify



Presenting quantitative results

Figure 6: Average GAD-7 scores by age: Comparison of AFCAC sample to Romano (2022)



Note: Romano (2022) used a sample of Canadian teenagers attending school.

Presenting Qualitative Results

- Organize your data by theme (check out the Lab's ECHO Learning community [videos](#) to help you code and do thematic analysis)
- A theme is akin to a newspaper headline. For each theme, add an explanation and a sample quotation that illustrates your point.

Presenting Qualitative Results


- Example from 2021

EVAL^2: Data Reports

- Evallab.unm.edu → Learning Center → [Evaluation of the Evaluation Lab](#)
 - ECHO Learning Community
 - Student focus group


Comprehensive Evaluation Reports

- Compile data from multiple data reports
- Develop presentation to hone the story
- Summarize main take-aways
 - That's the hard part



Comprehensive reports: Format

- Tell the story in the Executive Summary
 - This is what most people will read
 - Just a few pages
 - Bold main ideas
- Body of report provides details
- Include data collection information in appendices
 - Focus Group protocol, including when and where
 - Survey instrument
- Include related evaluation and program materials
 - Recruitment flyers
 - Program curriculum outline



Treat the report as an archive of information

- Opportunity to collect relevant information in one place

Examples

- [CYFD / DVOTI Evaluation](#)
- [PB&J Eval Lab Report](#)
- Student Evaluation of the MPP

Dissemination

- Post online
- Incorporate into annual report
- Shared drive
- Infographics for your monthly/annual letters to partners.
- Posters!!